


TECHNICAL DATA SHEET

DAB12-150

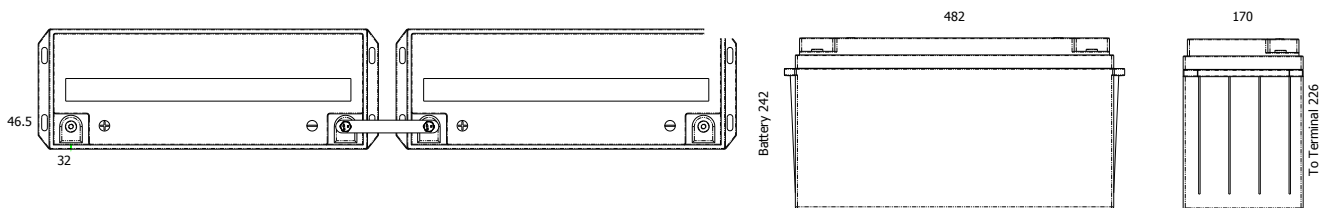


Specifications

| | Dimensions mm - kg | | | | | | Dimensions Inches - lbs | | | | | | Cold Cranking Amps | | |
|------------------|--------------------|-------|-------------|---------------|----------------|--------|-------------------------|-------|-------------|---------------|----------------|--------|--------------------|------------|-------------|
| | Length | Width | Height Auto | Height Insert | Height Battery | Weight | Length | Width | Height Auto | Height Insert | Height Battery | Weight | 20°C (68°F) | 0°C (32°F) | -18°C (0°F) |
| DAB12-150 | 483 | 170 | - | 225 | 242 | 44 | 27.76 | 9.77 | - | 12.93 | 13.91 | 92.40 | 1062 | 965 | 823 |

| | Volts | Thread size mm | Reserve Capacity - Mins | | | | | Capacity - Ampere Hour* | | | | | | |
|------------------|-------|----------------|-------------------------|---------|---------|---------|--------|-------------------------|-------|-------|-------|------|------|------|
| | | | 75 Amps | 25 Amps | 20 Amps | 15 Amps | 8 Amps | 100 Hr | 48 Hr | 20 Hr | 10 Hr | 5 Hr | 3 Hr | 1 Hr |
| DAB12-150 | 12 | 8 | 90 | 295 | 394 | 554 | 1138 | 187 | 176 | 163 | 143 | 134 | 122 | 95.2 |

Dimensions



Applications



CYCLIC



STATIONARY

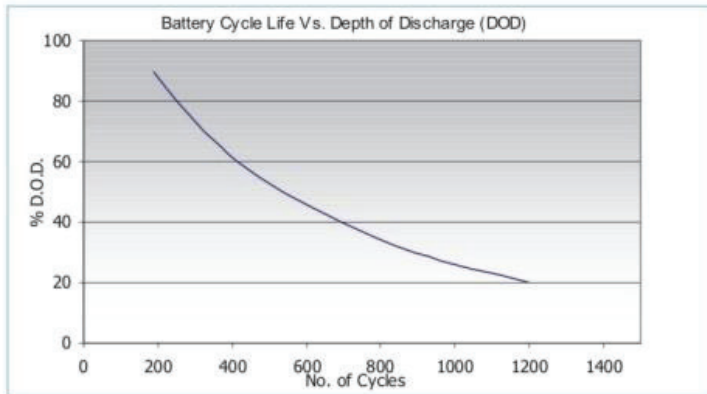


SOLAR



MARINE

Charging



| | |
|-----------------------|---|
| Nominal voltage | 6 & 12 volts |
| Design life | 12 Years @ 20°C |
| Operating temperature | -10 °C to 45°C |
| Grid alloy | Calcium / Tin lead alloy |
| Plates | Flat pasted |
| Separator | Absorbant Glass Mat |
| Active Material | Very high purity lead |
| Case and cover | ABS (VO on request) |
| Charge voltage | Float 2.27 - 2.30 VPC @ 20°C Cycling 2.40 @ 20°C Max. 2.4 VPC Max ripple 3.5% |
| Electrolyte | Charging V Sulphuric acid analytical grade purity |

CHARGING CHARACTERISTICS

Floating - The optimum float voltage for a battery is temperature dependant, at 15 - 24°C the recommended value is 2.27 - 2.30V. It is recommended that battery installation sites are temperature controlled, however float voltage can be increased or decreased to compensate for temperature variations. Adjustment is calculated at +/- 3 mV per degree C.

| Operating Temperature | Recommended Applied Float Voltage VPC |
|-----------------------|---------------------------------------|
| 0-9 | 2.33-2.35 |
| 10-14 | 2.30-2.33 |
| 15-19 | 2.27-2.30 |
| 20-24 | 2.27-2.30 |
| 25-29 | 2.25-2.27 |
| 30-34 | 2.23-2.25 |
| 35-40 | 2.21-2.23 |

The most suitable charging method for battery life and performance is the constant voltage method with a limited initial current, usually limited to a maximum of $C_{20}/4$. For cyclic use we specify a short constant current phase at the end of normal charging, consult us for further details.

Charging - To obtain maximum cycle life from your battery, it is important that a suitable charging profile is used. For information about our range of chargers and our recommended charging profile, please contact us.