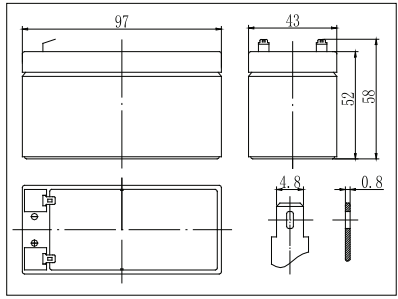


TECHNICAL DATA SHEET

DSW12-1.3

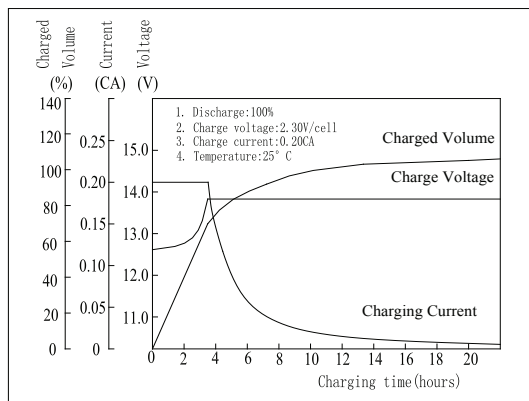
Valve Regulated Lead Acid Battery (12V1.2AH)

| | |
|---|---|
| <p>12 volts 1.2Ah</p>  | having its design life of 5 years @ 20 degree Celsius for floating |
| | application and around 1200 cycles for 30% depth of discharge for cyclic application. |
| | As our product were all rechargeable , highly efficient, maintenance free & leakage proof usable in all positions and it meets the standards of JISC, BS, DIN, IEC etc. |
| | We're ISO9001certified &UL approved as well as CE |
| | Our containers were all ABS resin and grades were : UL94-HB, UL94V-0 & UL94V-2 (flame retardant types could be arranged). |
| | |

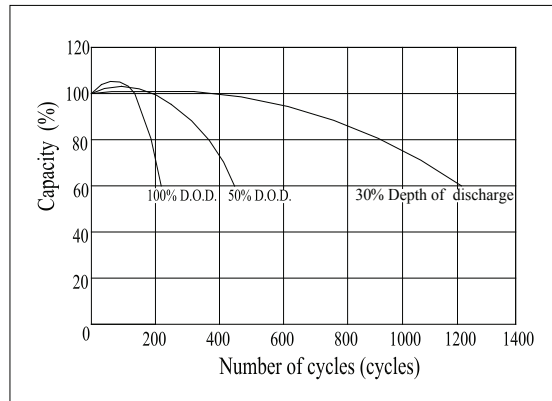
Specification

| | |
|-----------------------------|---|
| Nominal voltage | 12 volts |
| Capacity | 1.2 ampere hours @20°C, 20 hours rated (cut off voltage 1.75V/cell) |
| Dimension | L: 97 mm W: 43 mm H: 52 mm TH: 58 mm |
| Weight approx. | 0.6 kg or 1.3 pounds |
| Internal resistance | Approx. 95 m Ω |
| Self-discharge rate | Approx. 3% per month @ 25 degree Celsius |
| Operation temperature range | Discharged: -15 to 50 degree Celsius (5 to 122 degree F) |
| | Charging: 5 to 35 degree Celsius (41 to 95 degree F) |
| | Storage: 0 degree to 40 degree Celsius (32 to 104 degree F) |
| Floating charge voltage | 13.60 to 13.80 volts (-15mv / degree Celsius) |
| Cyclic charging voltage | 14.50 to 14.90 volts (-20mv / degree Celsius) |
| Maximum charging current | 0.36 ampere (A) |
| Boost/equalizing charge | Not required |
| Terminal type | Copper |
| Container material | General ABS resin |

Charging Characteristics(25°C)



Cycle Life(25°C)



Constant Current Discharge Characteristics (A, 25°C)

| F.V/TIME | 5min | 10min | 15min | 30min | 60min | 3h | 5h | 10h | 20h |
|----------|------|-------|-------|-------|-------|------|------|------|------|
| 9.60V | 5.00 | 3.20 | 2.50 | 1.45 | 0.82 | 0.33 | 0.22 | 0.12 | 0.06 |
| 10.20V | 4.75 | 3.04 | 2.40 | 1.39 | 0.79 | 0.33 | 0.22 | 0.12 | 0.06 |
| 10.80V | 4.47 | 2.86 | 2.28 | 1.32 | 0.75 | 0.32 | 0.21 | 0.12 | 0.06 |

Constant Power Discharge Characteristics (Watt, 25°C)

| F.V/TIME | 5min | 10min | 15min | 30min | 60min | 3h | 5h | 10h | 20h |
|----------|------|-------|-------|-------|-------|------|------|------|------|
| 9.60V | 55.8 | 36.1 | 28.5 | 16.6 | 9.50 | 3.92 | 2.63 | 1.44 | 0.72 |
| 10.20V | 53.0 | 34.3 | 27.4 | 15.9 | 9.15 | 3.92 | 2.63 | 1.44 | 0.72 |
| 10.80V | 49.9 | 32.3 | 26.0 | 15.1 | 8.69 | 3.80 | 2.51 | 1.44 | 0.72 |