

DAS12-14 Valve Regulated Lead Acid battery.
5 year design life for stand by power applications.
12 Volts 14 Ah

Innovative Features

- ☒☒☒ Completely maintenance free, sealed construction eliminates the need for watering
- ☒ Fully tank formed plates
- ☒ Battery Grade electrolyte
- ☒ Spill proof / leak proof
- ☒ Valve regulated Max internal pressure 2.5 psi
- ☒ Multi-position usage
- ☒ ABS Case and cover - VO on request
- ☒ Low self discharge
- ☒ FAA and IATA approved as non-hazardous



Specifications

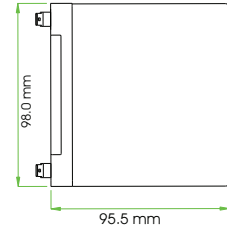
Nominal Voltage	12 Volts
Nominal Capacity	14 Ah (C20 @ 20 °C)
Design Life	5 Years
Operating Temperature	-20 °C to 50 °C
Grid alloy	Calcium / Tin lead alloy
Plates	Flat Pasted
Separator	Absorbant Glass Mat
Active material	Very high purity lead
Case and cover	ABS (VO on request)
Charge Voltage	Float 2.25 - 2.30 VPC @25 °C Cycling 2.35 @25 °C Max. 2.4 VPC Max ripple 0.05C (A)
Electrolyte	Sulphuric acid Battery grade purity
Venting Valve	EPDM Rubber 2 - 3 psi (14 - 21 KPa) release pressure. Resealing at 2 psi (14 KPa)
Terminal	Faston type. Epoxy sealed by extended mechanical paths

TECHNICAL DATA SHEET

DYN/DAS12-14

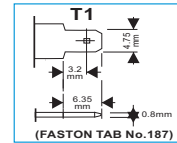
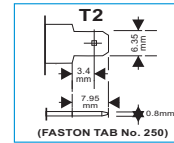
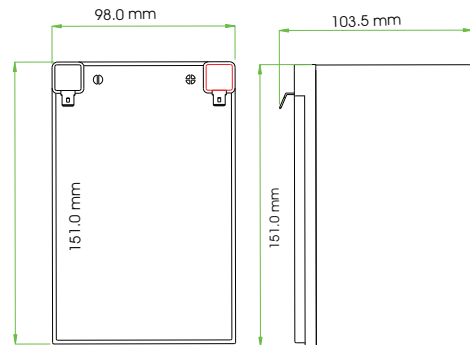
Specifications

Nominal Voltage		12V	
Nominal Capacity		14 Ah	
Dimensions	Total Height	98 mm	3.86 inches
	(Inc. terminals)	106 mm	4.17 inches
	Length	151 mm	5.94 inches
	Width	98 mm	3.86 inches
	Weight	3.50 Kg	7.35 lbs
Box Quantity		4	



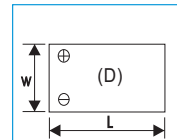
Characteristics

Capacity 20 °C (68 °F) To 1.7 volts	20 hour rate	13.3 Ah
	10 hour rate	11.5 Ah
	5 hour rate	9.8 Ah
	1 hour rate	6.9 Ah
	15 min rate	5.0 Ah
Internal Resistance		20 mOhms
Capacity correction for Temperature Variations (C20)	40 °C (104 °F)	102%
	20 °C (68 °F)	100%
	0 °C (32 °F)	85%
	-15 °C (5 °F)	65%
Self-Discharge 20 °C (68 °F)	Capacity after 1 months storage	98%
	Capacity after 3 months storage	94%
	Capacity after 6 months storage	86%
Short Circuit Current 20 °C (68 °F)		
Terminal	Standard	Faston T1
	Optional	Faston T2
Layout Ref.		D
Charging (Constant Voltage)	Cyclic	2.35 - 2.40 VPC (20-25 °C)
	Float	2.27 - 2.30 VPC (15-25 °C)



Constant Power Discharge - Watts per Cell @20-25 °C

End V per Cell	5M	10M	15M	20M	25M	30M	35M	40M	45M	60M	90M	2 hr	3 hr	4 hr
1.85	58.1	40.7	32.8	27.2	23.2	20.5	18.3	16.6	15.3	12.3	9.19	7.36	5.28	4.18
1.80	62.0	43.4	35.0	29.0	24.8	21.9	19.5	17.7	16.3	13.2	9.81	7.86	5.64	4.47
1.75	66.0	46.2	37.3	30.9	26.4	23.3	20.8	18.8	17.3	14.0	10.4	8.36	6.00	4.75
1.70	67.5	47.2	38.1	31.6	27.0	23.8	21.3	19.2	17.7	14.3	10.7	8.54	6.13	4.85
1.65	68.3	47.8	38.6	32.0	27.3	24.1	21.5	19.5	17.9	14.5	10.8	8.65	6.21	4.92
1.60	69.0	48.3	39.0	32.3	27.6	24.3	21.7	19.7	18.1	14.6	10.9	8.74	6.27	4.96



Constant Amps Discharge - Amps @20-25 °C

End V per Cell	5M	10M	15M	20M	25M	30M	35M	40M	45M	60M	90M	2 hr	3 hr	4 hr	5 hr	8 hr	10 hr	12 hr	20 hr
1.85	30.1	21.6	17.2	14.0	11.6	10.0	8.83	8.05	7.33	5.94	4.28	3.43	2.53	2.02	1.69	1.17	0.99	0.86	0.57
1.80	32.1	23.1	18.4	14.9	12.4	10.7	9.43	8.60	7.83	6.35	4.57	3.67	2.70	2.16	1.80	1.25	1.06	0.91	0.61
1.75	34.2	24.6	19.6	15.9	13.2	11.4	10.0	9.15	8.33	6.75	4.87	3.90	2.88	2.30	1.92	1.33	1.13	0.97	0.65
1.70	35.0	25.1	20.0	16.2	13.5	11.7	10.2	9.35	8.52	6.90	4.97	3.99	2.94	2.35	1.96	1.36	1.15	0.99	0.66
1.65	35.4	25.5	20.3	16.5	13.7	11.8	10.4	9.47	8.63	6.99	5.04	4.04	2.98	2.38	-	-	-	-	-
1.60	35.7	25.7	20.5	16.6	13.8	11.9	10.5	9.56	8.71	7.05	5.09	4.08	3.01	2.40	-	-	-	-	-

Ampere Hour @20-25 °C

End V per Cell	2 hr	3 hr	4 hr	5 hr	8 hr	10 hr	12 hr	20 hr
1.85	6.86	7.59	8.08	8.45	9.39	9.90	10.3	11.4
1.80	7.33	8.11	8.63	9.02	10.0	10.6	11.0	12.2
1.75	7.80	8.63	9.18	9.60	10.7	11.3	11.7	13.0
1.70	7.97	8.82	9.38	9.81	10.9	11.5	11.9	13.3
1.65	8.07	8.93	9.50	-	-	-	-	-
1.60	8.15	9.02	9.59	-	-	-	-	-