

TECHNICAL DATA SHEET

DGY12-85D



Applications



CYCLIC



STATIONARY



SOLAR



MARINE

Specifications

PERFORMANCES

Voltage (V):	12 v	
C20 (Ah):	85.0	20 h
Rc (min):	0	
Cranking (A):	460	EN
Vibration:	V3 (35Hz/6g/20h)	
Endurance:	250 cycles@100%	
Charge:	CHARGED	
Technology:	GEL	
Grid :	Ca/Ca	

WEIGHT AND STD. DIMENSIONS

Battery Weight (kg):	30.00
Volume acid (l):	0.00
Length (mm):	349
Width (mm):	175
Height (mm):	235

CONTAINER

Type:	D02	GREY MEDIUM
Hold Down:	BO	
H. D. Adapter:	No	

COVER

Type:	FlaUScrew	GREY MEDIUM
Polarity:	ETN 1	
Terminals:	EN taper post	
Terminal Adapter:	No No	
SOCI:	Independent	
Ventilation:		
Filter:	No	
Lateral Plug:	No	

PLUGS

Type:	6 x M18 Valve	GREY MEDIUM
-------	---------------	-------------

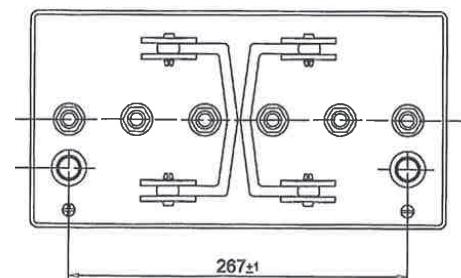
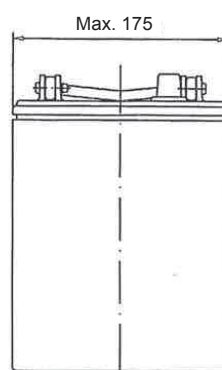
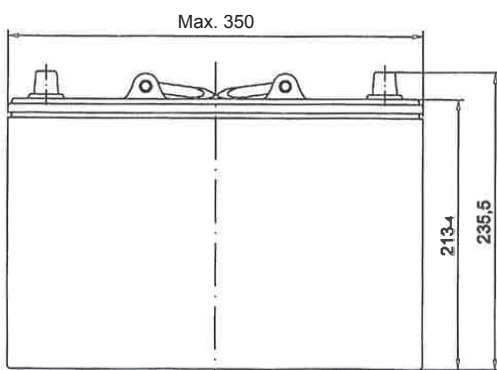
HANDLES

Type:	2 x Rigid	GREY MEDIUM
-------	-----------	-------------

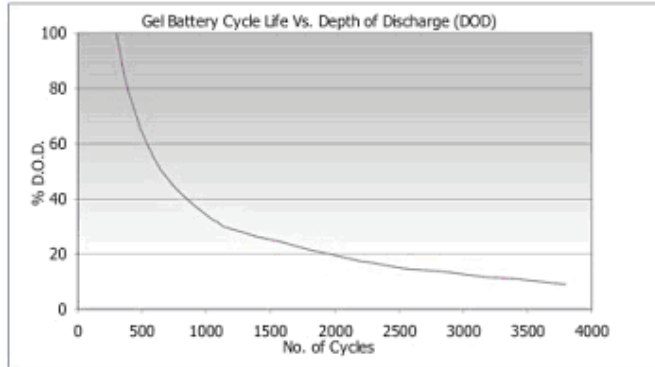
OTHERS

Degassing Tube:	No
-----------------	----

Dimensions



Charging



Nominal voltage	6 & 12 volts
Design life	12 Years @ 20°C
Operating temperature	-10 °C to 50°C
Grid alloy	Calcium / Tin lead alloy
Plates	Flat pasted
Separator	Microporous Duroplastic
Active Material	Very high purity lead
Case and cover	ABS (VO on request)
Charge voltage	Float 2.27 - 2.30 VPC @ 20°C Cycling 2.40 @ 20°C Max. 2.4 VPC Max ripple 3.5%
Electrolyte	Charging V Sulphuric acid analytical grade purity

CHARGING CHARACTERISTICS

Floating - The optimum float voltage for a battery is temperature dependant, at 15 - 24°C the recommended value is 2.27 - 2.30V. It is recommended that battery installation sites are temperature controlled, however float voltage can be increased or decreased to compensate for temperature variations. Adjustment is calculated at +/- 3 mV per degree C.

Operating Temperature	Recommended Applied Float Voltage VPC
0-9	2.33-2.35
10-14	2.30-2.33
15-19	2.27-2.30
20-24	2.27-2.30
25-29	2.25-2.27
30-34	2.23-2.25
35-40	2.21-2.23

The most suitable charging method for battery life and performance is the constant voltage method with a limited initial current, usually limited to a maximum of $C_{20}/4$. For cyclic use we specify a short constant current phase at the end of normal charging, consult us for further details.

Charging - To obtain maximum cycle life from your battery, it is important that a suitable charging profile is used. For information about our range of chargers and our recommended charging profile, please contact us.