

TECHNICAL DATA SHEET

9.600.2

Applications



CYCLIC



SOLAR



MARINE

Electrical specification

Voltage: (V)
Capacity C20: (Ah)
Capacity C5: (Ah)
RC: (min)

Mechanical specification

Dimensional group: EN 50342-4:2010
ETN reference:
DIN reference:
Sizes: (L x W x H)
Cell Layout:
Terminal Type:

Container

<u>Case</u>	Material	<input type="text" value="POLYPROPYLENE"/>	Colour	<input type="text" value="BLACK"/>
	Bottom hold down	<input type="text" value="B0"/>	Handles	<input type="text" value="-"/>
<u>Lid</u>	Material	<input type="text" value="POLYPROPYLENE"/>	Colour	<input type="text" value="BLACK"/>
	Cover design	<input type="text" value="FLAT"/>	Handles	<input type="text" value="BLACK"/>
<u>Vent cap</u>	Material	<input type="text" value="POLYPROPYLENE"/>	Colour	<input type="text" value="BLACK"/>
	Type	<input type="text" value="FLAT"/>		

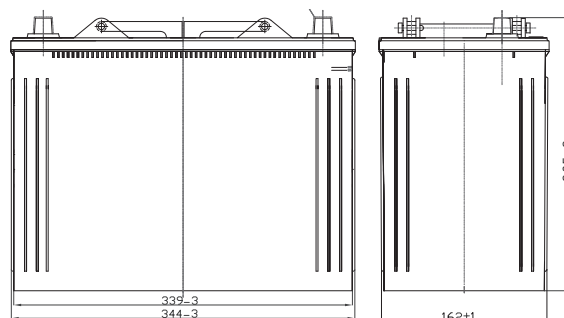
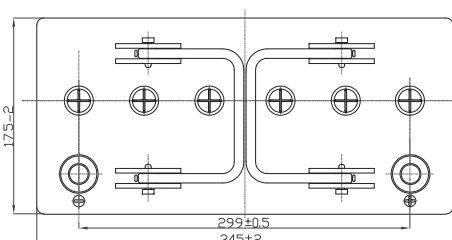
Test details

Vibration resistance:
Endurance resistance:

Separator:

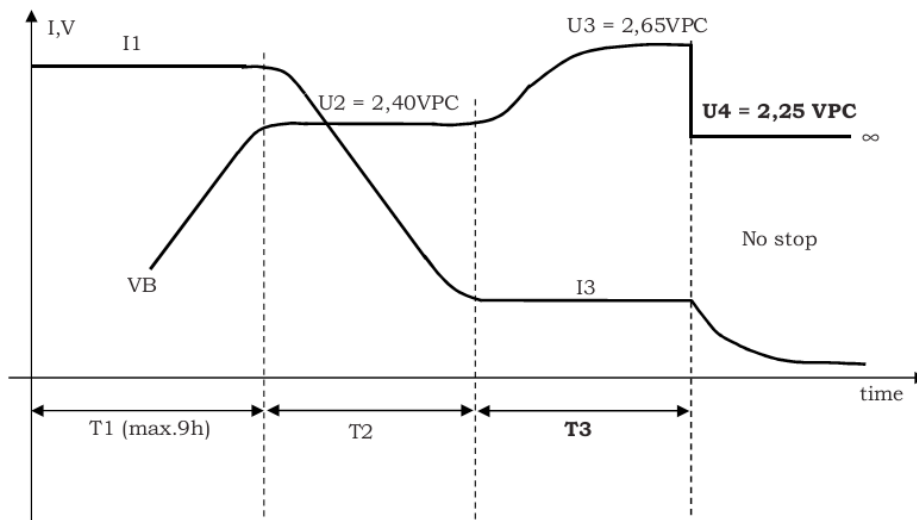
Type:

Battery weight: ± 1.00 (Kg)
Acid weight: ± 0.50 (Kg)
Total battery weight: ± 1.50 (Kg)



Charging

Suggested Charging current	25A WA 20 IU1A
Operating Temperature	-20°C / 45°C
Storage Temperature	-20°C / 40°C
Cycle nr.	600



Duur: T1 + T2: De duur van de eerste twee fases is hoogstens 14u

Duur: T3: De duur T3 is gelijk aan de duur van de hoofdlading, dat is $t_3 = t_1 + t_2$, maar met een minimum van 1 tot 4h

T1 + T2 [h]	< 1	2	3	4	> 4
T3 [h]	1	2	3	4	4